Disuguaglianze di salute e benessere in Europa

5 indicatori chiave sulle disuguaglianze di salute, confronto su determinanti socio-economici e accesso alle cure

Divario di genere negli anni di vita in buona salute dalla nascita fino all'età di 65 anni

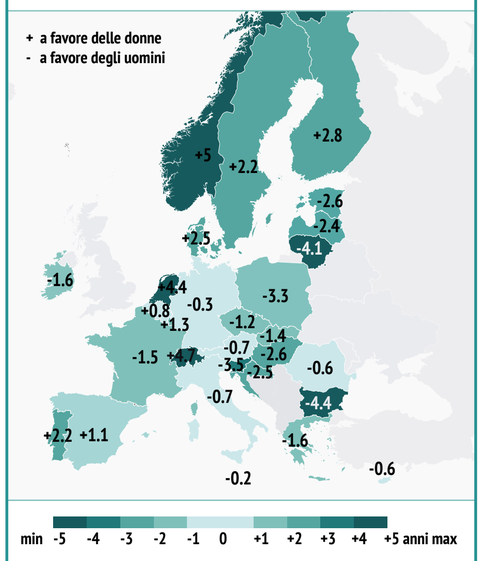

media europea **+0.4 anni** | divario massimo **8.8 anni**

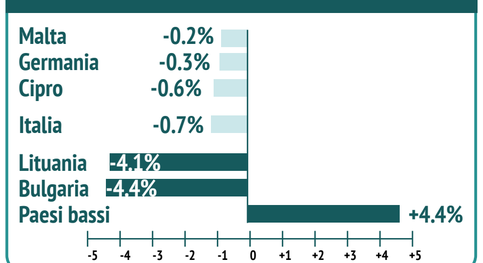

Cure dentali non soddisfatte per motivi economici, geografiche o per tempi d'attesa media per reddito più alto e basso

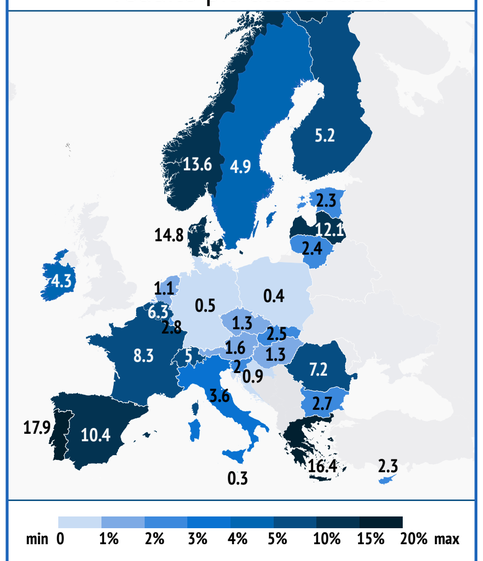

media europea **5.2%** | divario massimo **17.6%**

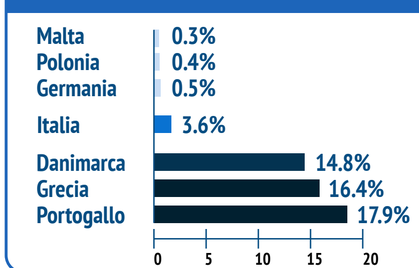

Bisogni sanitari non soddisfatti per motivi economici, geografiche o per tempi d'attesa media per reddito più alto e basso

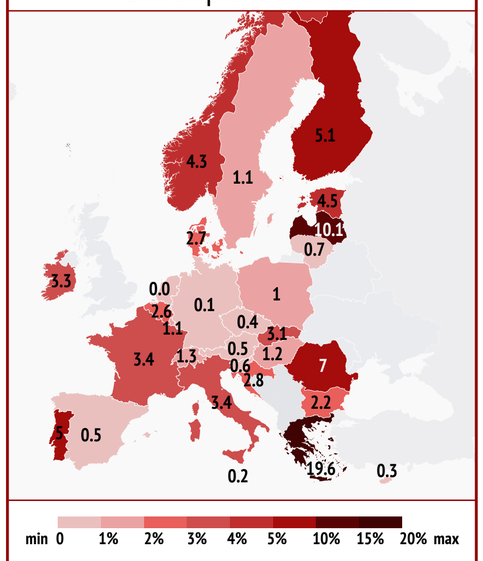

media europea **2.6%** | divario massimo **19,8%**

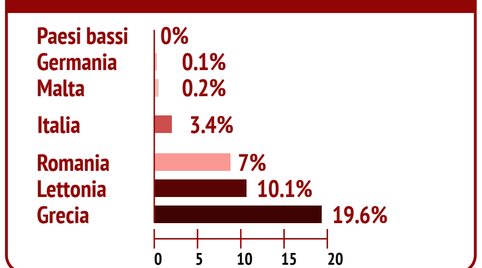

Percezione della propria salute media secondo quintile di reddito più basso e più alto

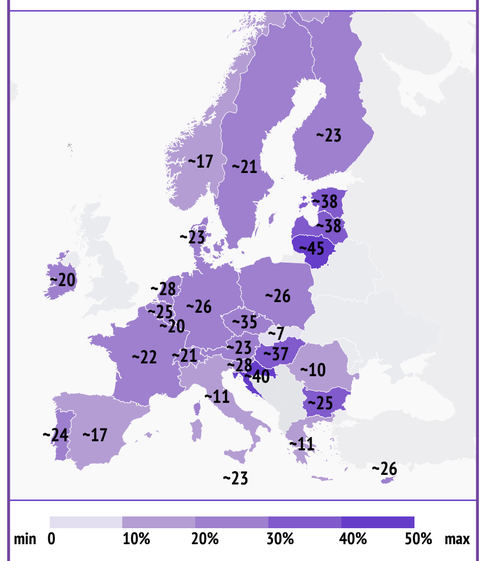

media europea **21%** | divario massimo **38%**

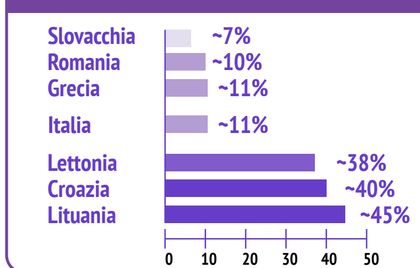

disuguaglianze di sovrappeso e obesità infantile tra famiglie ad alto e basso reddito

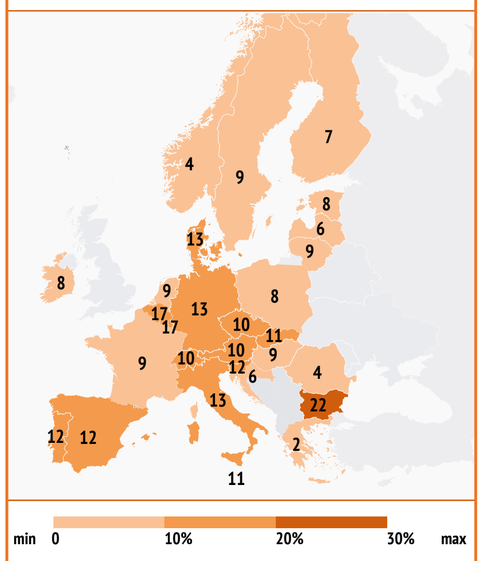

media europea **11%** | divario massimo **20%**

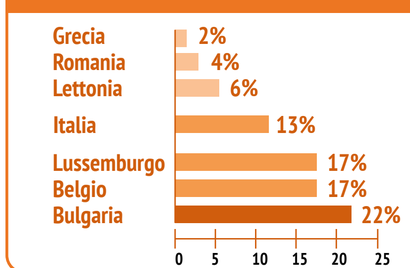

fonte: Health at a Glance 2024