

Speranza di vita alla nascita in alcuni paesi selezionati

PAESE	UOMINI			DONNE			ENTRAMBI I SESSI		
	1990	2000	2008	1990	2000	2008	1990	2000	2008
ITALIA	74	76	79	80	82	84	77	79	82
FRANCIA	73	75	78	81	83	85	77	79	81
REGNO UNITO	73	75	78	78	80	82	76	78	80
SVEZIA	75	77	79	80	82	83	78	80	81
TAGIKISTAN	60	62	66	65	65	69	63	64	67
TURKMENISTAN	58	59	60	65	65	67	62	62	63
MESSICO	68	72	73	74	77	78	71	74	76
BRASILE	63	67	70	70	74	77	67	70	73
AFGANISTAN	42	41	40	44	44	44	43	42	42
CINA	68	70	72	69	73	76	68	71	74
INDIA	57	60	63	58	62	66	58	61	64
MALI	43	46	48	46	48	50	44	47	49
REP. CENTRAFRICANA	51	49	49	51	48	48	51	49	48
TANZANIA	51	49	52	52	49	53	52	49	53
ZIMBABWE	58	42	42	65	45	42	61	44	42

Fonte: OMS, *Statistiques sanitaires mondiales 2010*

Tassi di mortalità materna e infantile in alcuni paesi selezionati

PAESE	TASSO DI MORTALITÀ MATERNA PER 100.000 NASCITE 2000-2009	TASSO DI MORTALITÀ NEONATALE PER 1000 NATI VIVI 2008
ITALIA	2	2
FRANCIA	8	2
REGNO UNITO	7	3
SVEZIA	2	2
TAGIKISTAN	43	22
TURKMENISTAN	16	21
MESSICO	56	7
BRASILE	77	11
AFGANISTAN	1600	50
CINA	18	11
INDIA	254	37
MALI	...	52
REP. CENTRAFRICANA	1355	47
TANZANIA	578	33
ZIMBABWE	725	28

Fonte: OMS, *Statistiques sanitaires mondiales 2010*

Tasso di mortalità infantile in alcuni paesi selezionati

PAESE	TASSO DI MORTALITÀ INFANTILE AL DI SOTTO DEI 5 ANNI DI ETÀ PER 1000 NATI VIVI								
	MASCHI			FEMMINE			ENTRAMBI I SESSI		
	1990	2000	2008	1990	2000	2008	1990	2000	2008
ITALIA	10	6	4	8	5	4	9	5	4
FRANCIA	10	6	5	8	5	3	9	5	4
REGNO UNITO	11	7	6	8	6	5	10	6	6
SVEZIA	8	5	3	6	3	3	7	4	3
TAGIKISTAN	136	109	74	97	78	53	117	94	64
TURKMENISTAN	112	81	54	84	61	41	99	71	48
MESSICO	49	29	19	41	23	16	45	26	17
BRASILE	62	37	24	50	31	19	56	34	22
AFGANISTAN	262	258	258	258	256	256	260	257	257
CINA	39	31	18	52	41	24	46	36	21
INDIA	109	88	65	124	100	73	116	94	69
MALI	258	225	200	241	210	187	250	217	194
REP. CENTRAFRICANA	177	180	173	178	181	174	178	181	173
TANZANIA	156	138	103	159	140	104	157	139	103
ZIMBABWE	82	106	99	76	98	92	79	102	96

Fonte: OMS, *Statistiques sanitaires mondiales 2010*

**Tasso di mortalità per cause specifiche in alcuni paesi selezionati
(per 100.000 abitanti)**

PAESE	HIV/AIDS	MALARIA	TBC IN PERSONE SIERONEGATIVE
	2007	2006	2008
ITALIA	3	...	0,4 [0,2-0,7]
FRANCIA	3	...	0,4 [0,1-0,6]
REGNO UNITO	<10	...	0,7 [0,3-1,3]
SVEZIA	<10	...	0,4 [0,2-0,6]
TAGIKISTAN	<10	0,0	44 [20-80]
TURKMENISTAN	...	0,0	8,4 [4,1-15]
MESSICO	10	0,0	1,4 [0,5-2,7]
BRASILE	8	0,5	3,8 [1,4-7,9]
AFGANISTAN	...	0,5	34 [14-66]
CINA	3	0,0	12 [4,8-25]
INDIA	...	1,3	23 [10-47]
MALI	47	201	81 [28-150]
REP. CENTRAFRICANA	253	100	41 [17-79]
TANZANIA	237	98	13 [6,1-22]
ZIMBABWE	1049	10	54 [21-100]

Fonte: OMS, *Statistiques sanitaires mondiales 2010*

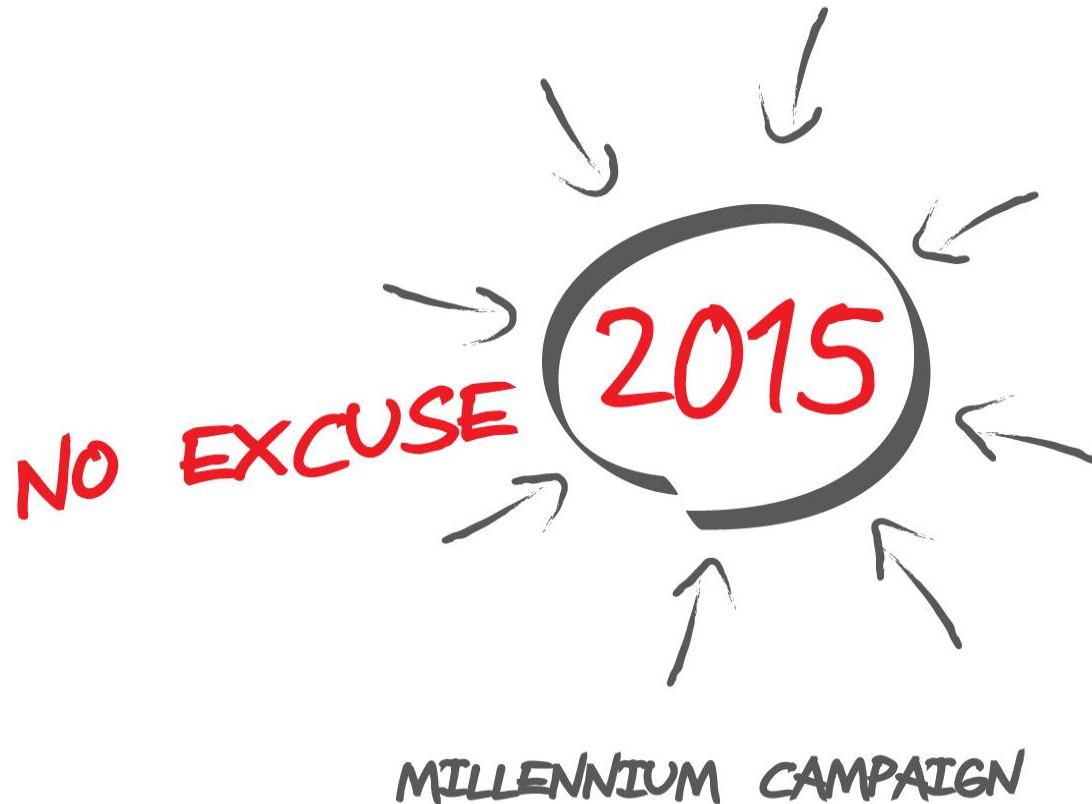
Obiettivi di Sviluppo del Millennio



© Sept 18
2007



Coinvolgimento della società civile



UNCHR – Campo rifugiati rwandesi in Zaire

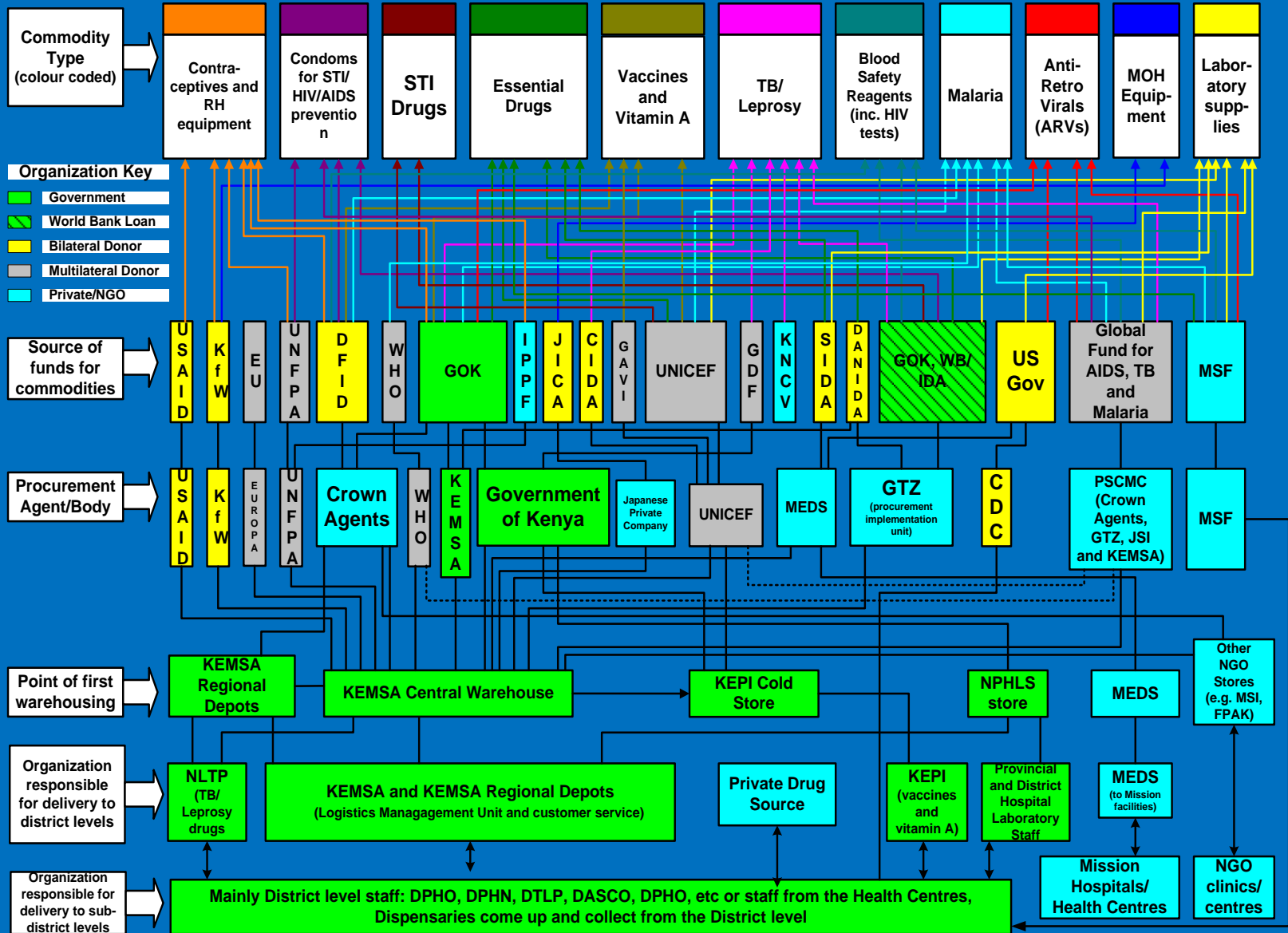


MDG and migration



Supplies Logistics System in Kenya (as of January 2007)

Constructed and produced by Steve Kinzett, RHSC/PATH - please communicate any inaccuracies to skinzett@path.org or telephone +32 (0) 2 210 0221

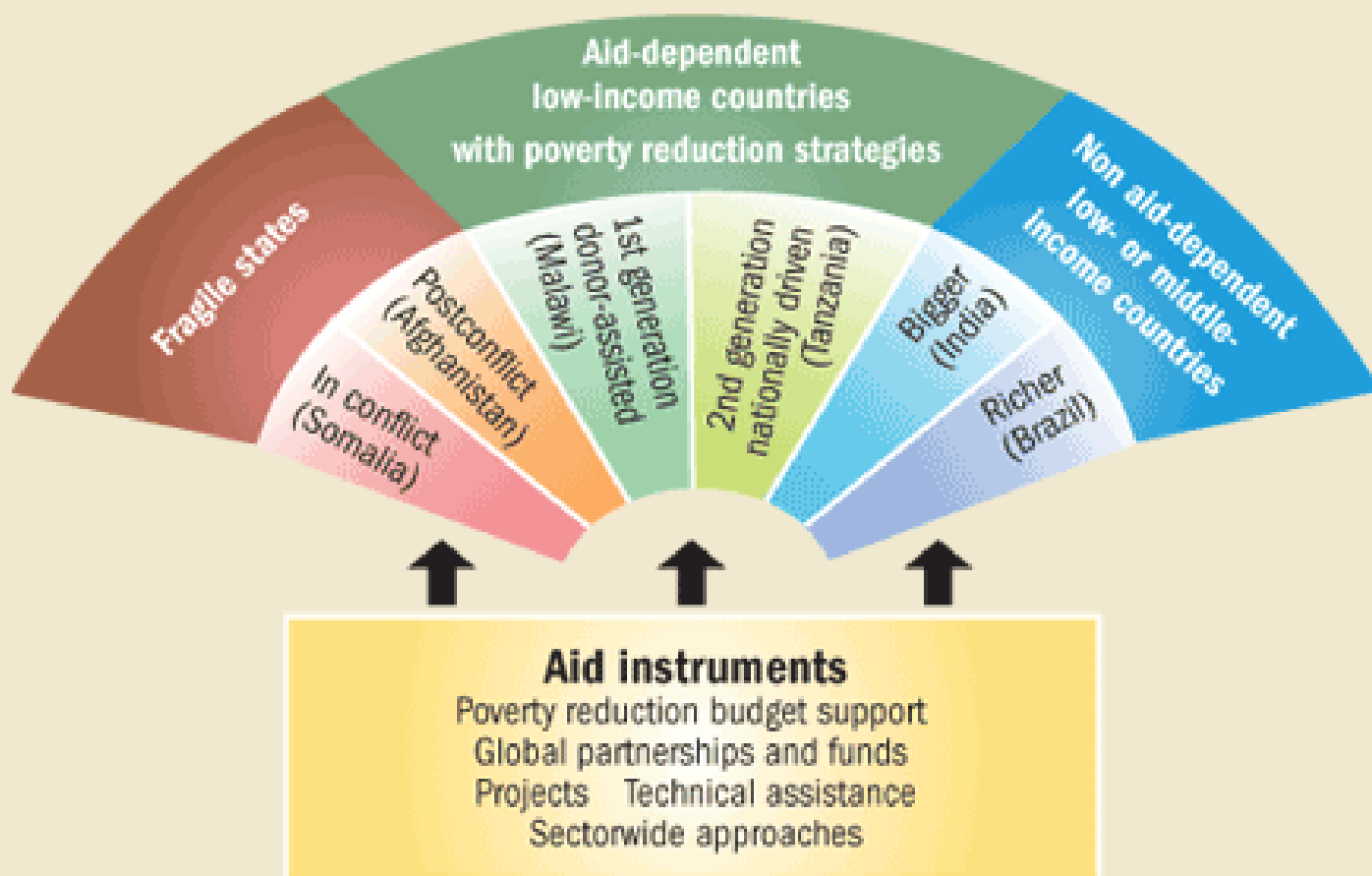






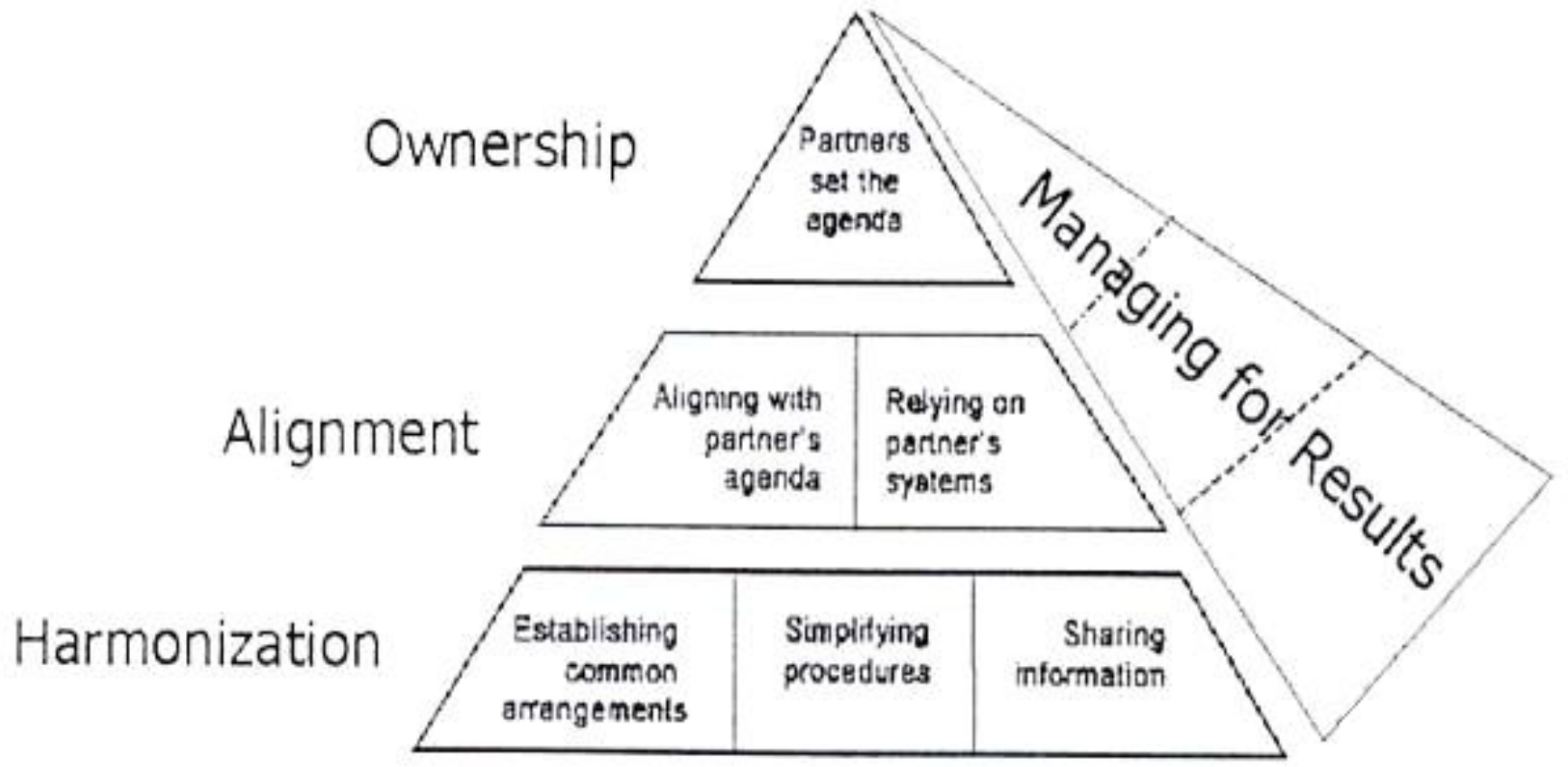
Theater of aid effectiveness



Donors should pick aid instruments based on each country's needs.



Source: U.K. Department for International Development.

Note: Countries in parentheses are examples for each category.











A girl in Karachi, Pakistan, masters the art of writing.



Children in a refugee camp, in Goma, Rwanda.



Il cambiavalute (Rembrandt)



More spending for weapons than for people

\$800 billion

\$800 billion — annual world military expenditures

compares to:

\$50 billion	Provide clean, safe energy
\$30 billion	Retire developing nations' debt
\$24 billion	Prevent soil erosion
\$21 billion	Provide health care and AIDS control
\$21 billion	Provide shelter
\$19 billion	Eliminate starvation and malnutrition
\$10.5 billion	Stabilize population
\$10 billion	Provide clean, safe water
\$8 billion	Prevent acid rain
\$8 billion	Prevent global warming
\$7 billion	Eliminate nuclear weapons
\$7 billion	Stop deforestation
\$5 billion	Stop ozone depletion
\$5 billion	Refugee relief
\$5 billion	Eliminate illiteracy
\$2 billion	Remove landmines
\$2 billion	Build democracy

